



by
R. Nakata
K. Frazier
with
songs and chants by Carolyn Graham

OXFORD
UNIVERSITY PRESS





Table of Contents

Lesson 1	Aa	page 4
Lesson 2	Ee	page 6
Lesson 3	Ii	page 8
Lesson 4	Oo	page 10
Lesson 5	Uu	page 12
Lesson 6	Bb	page 14
Lesson 7	Cc	page 16
Lesson 8	Dd	page 18
Lesson 9	Gg	page 20
Lesson 10	Pp	page 22
Lesson 11	Tt	page 24
Lesson 12	Vv	page 26
Lesson 13	Zz	page 28
Lesson 14	Ff	page 30
Lesson 15	Ll	page 32
Lesson 16	Mm	page 34
Lesson 17	Nn	page 36
Lesson 18	Ss	page 38
Lesson 19	Xx	page 40
Lesson 20	Jj	page 42
Lesson 21	Kk	page 44
Lesson 22	Hh	page 46
Lesson 23	Qq	page 48
Lesson 24	Rr	page 50
Lesson 25	Ww	page 52
Lesson 26	Yy	page 54
Lesson 27	ABC...	page 56
Lesson 28	abc...	page 58
Lesson 29	Good-bye!	page 60
Syllabus		page 62
Word List		page 64







Lesson 1




Alice



ant



alligator

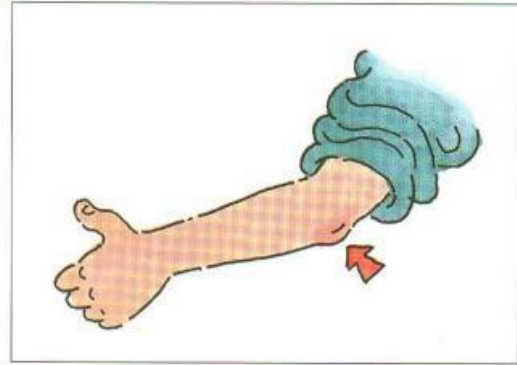


apple






Lesson 2




elbow




Eddie




egg



elephant







Lesson 3




Isabel




ink



igloo




insect





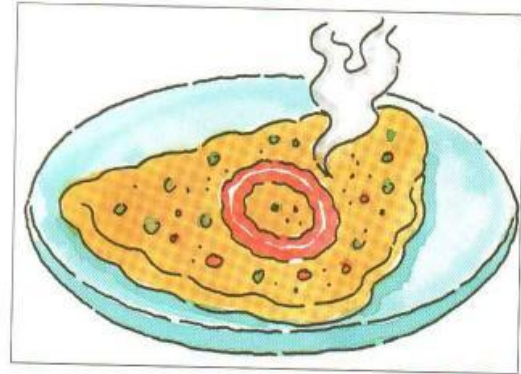
Lesson 4




Oliver




octopus




omelet



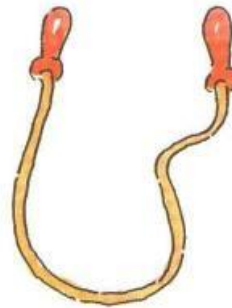
ostrich



book



ball



jump rope



doll



Lesson 5



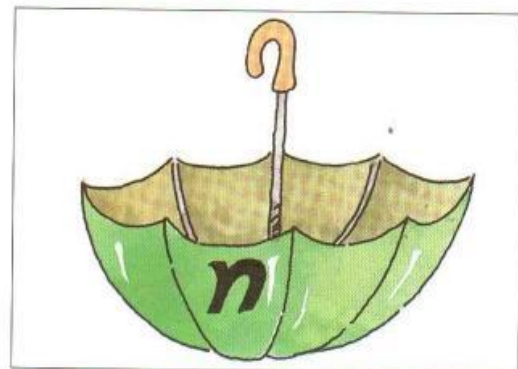
Uncle Jim





umpire



umbrella



upside-down



balloon




bicycle



top



net




Lesson 6



Beth




boy




bird




bag




1 one




2 two



3 three



4 four



5 five




Lesson 7




Carol



car



cat




candy




6

six



7

seven




8

eight



9

nine



10

ten



Lesson 8




dog



desk



David



dinosaur






Lesson 9



Gail



girl




gorilla




game






Lesson 10




peach



pencil



Peter





picture


What are they?




They're dogs.




pig




pigs




COW



COWS



duck



ducks



Lesson 11




table





telephone




Tom




TV




taxi




taxis



truck



trucks



train



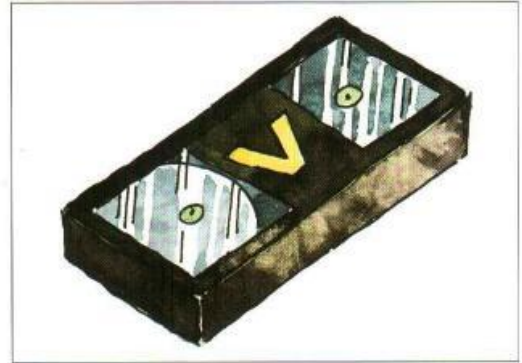
trains



Lesson 12



Vicky




video



vest



violin

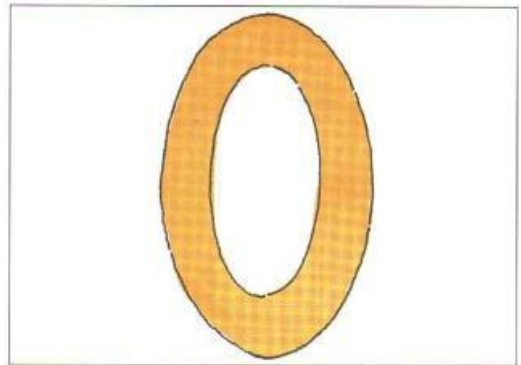





Lesson 13



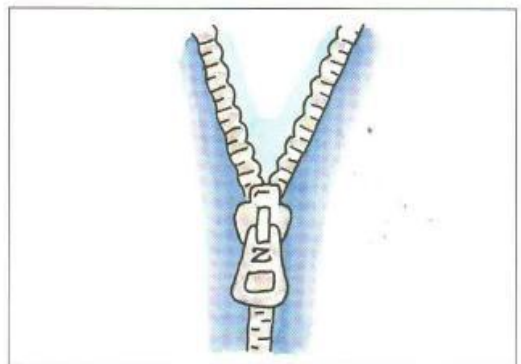
zebra



zero



Zack



zipper

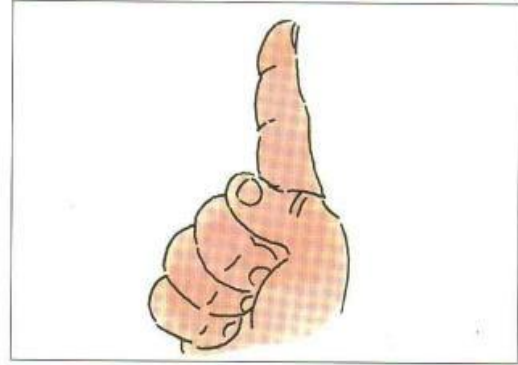




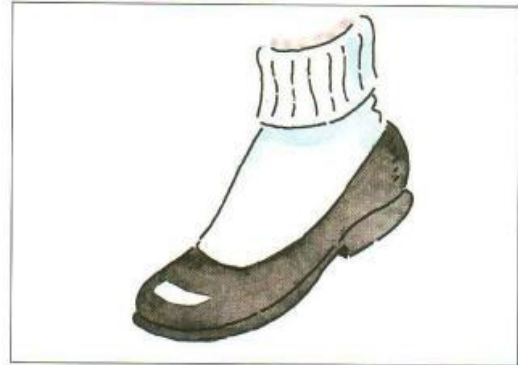
Lesson 14




Fay




finger




foot



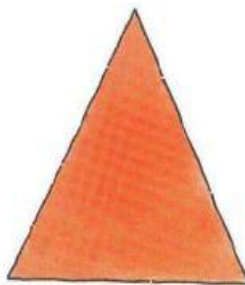
fan



a circle



a square



a triangle



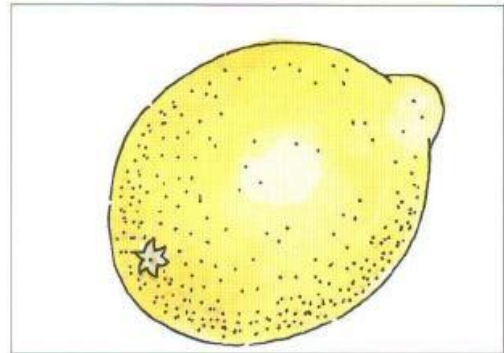
a rectangle



Lesson 15




lamb




lemon




Luke




lion



a star



a diamond



a heart




an oval



Lesson 16




Mary



moon




man




monkey






Lesson 17




nut



notebook



Nina



nest







Lesson 18




Sally



sandwich



seesaw




sun

This is my body.



This is my head.



This is my face.




This is my mouth.

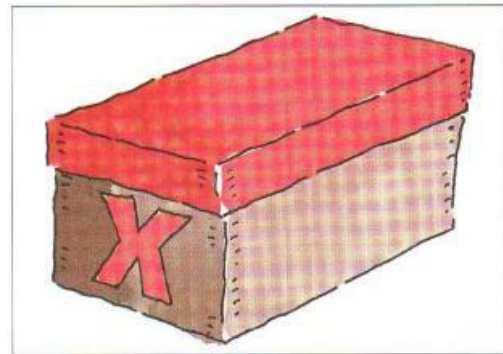




Lesson 19




X ray






box



Mr. X




fox






Lesson 20



Jack




jam



juice



jet

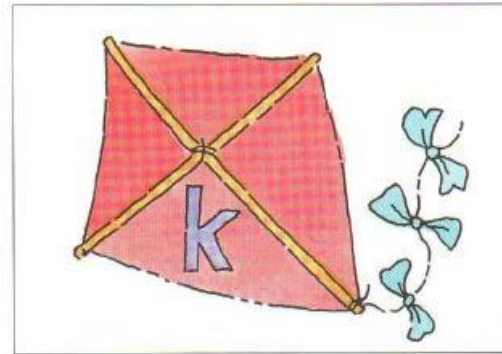




Lesson 21



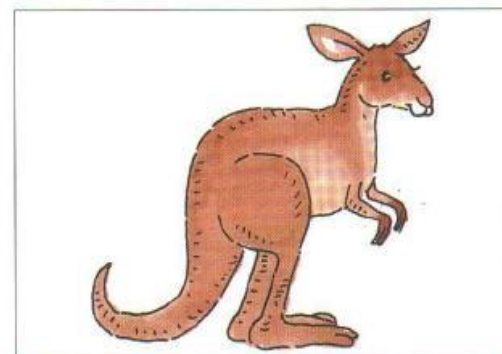
kitten




kite



Kim




kangaroo






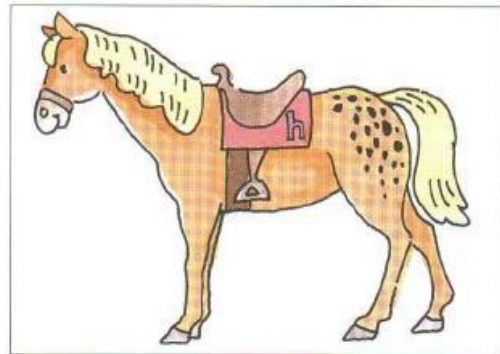
Lesson 22




hat



Henry




horse




house


Touch your shoulders.




Touch your elbows.



Touch your knees.



Touch your toes.





Lesson 23




Quinn







queen



quilt




question







Lesson 24




Roger





rocket



rabbit




radio






Lesson 25




water




Wendy



watch



woman







Lesson 26




Yolanda




yak








yarn




yo-yo





Lesson 27






Lesson 28






Lesson 29

Good-bye!



See you later!



Let's Go Starter Syllabus

LESSON	LETTER	LANGUAGE ITEMS	FUNCTIONS	TOPICS
1	A a	Hi! Hello!	Greetings	Greetings
2	E e	What's your name? I'm (Sam).	Asking someone's name	Names
3	I i	Hi! How are you? I'm fine.	Greetings	Greetings
4	O o	What is it? It's a (book).	Identifying objects (singular)	Toys
5	U u	What is it? It's a (balloon).	Identifying objects (singular)	Toys
6	B b	Let's count! OK!	Counting 1-5	Numbers 1-5
7	C c	Let's count! OK!	Counting 6-10	Numbers 6-10
8	D d	How many? (7)!	Counting 1-10	Numbers 1-10
9	G g	How old are you? I'm (7).	Asking and telling age	Age
10	P p	What are they? They're (dogs).	Identifying objects (plural)	Animals
11	T t	What are they? They're (cars).	Identifying objects (plural)	Toys
12	V v	What color is it? It's (blue).	Identifying colors	Colors
13	Z z	What color is it? It's (pink).	Identifying colors	Colors
14	F f	What shape is it? It's (a circle).	Identifying shapes (with articles)	Shapes
15	L l	What shape is it? It's (a star).	Identifying shapes (with articles)	Shapes

LESSON	LETTER	LANGUAGE ITEMS	FUNCTIONS	TOPICS
16	M m	Good morning! Good night!	Greetings	Greetings
17	N n	Thank you! You're welcome.	Polite expressions	Polite expressions
18	S s	This is my (body).	Identifying parts of the body (singular)	Parts of the body
19	X x	These are my (eyes).	Identifying parts of the body (singular and plural)	Parts of the body
20	J j	These are my (arms).	Identifying parts of the body (plural)	Parts of the body
21	K k	This is my (left hand).	Identifying right and left	Right and left
22	H h	Touch your (shoulders).	Simple commands	Parts of the body
23	Q q	Ouch! I hurt my (knee)	Expressing pain	Pain
24	R r	Let's go! (Up!) OK!	Simple commands	Direction.
25	W w	I can (walk).	Expressing ability	Simple verbs
26	Y y	I can (swim).	Expressing ability	Simple verbs
27	A - Z	Capital letters A-Z	Alphabet	Alphabet
28	a - z	Small letters a-z	Alphabet	Alphabet
29	Good-bye	Good-bye! See you later!	Farewells	Farewells

Word List

A

a 4
a 11
A 4
alligator 4
an 33
ant 4
apple 4
are 9
arms 43

B

b 14
B 14
bag 14
ball 11
balloon 13
bicycle 13
bird 14
black 29
blue 27
body 39
book 11
box 40
boy 14
brown 29

C

c 16
C 16
can 53
candy 16
car 16
cat 16
circle 31
color 27
count 15
cow 23

D

d 18
D 18
dance 55
desk 18
diamond 33
dinosaur 18
dog 18
doll 11
down 51
duck 23

E

e 6
E 6
ears 41
egg 6
eight 17
elbow 6
elephant 6
eyes 41

F

f 30
F 30
face 39
fan 30
feet 43
fine 9
finger 30
five 15
foot 30
four 15
fox 40

G

g 20
G 20
game 20
girl 20
go 51
good morning 35
good night 35
good-bye 60
gorilla 20
green 27

H

h 46
H 46
hand 45
hat 46
head 39
heart 33
hello 5
hi 5
hop 55
horse 46
house 46
how 9
hurt 49

I

i 8
I 8
I 49
I'm 7
igloo 8
in 51
ink 8
insect 8
is 11
it 11
it's 11

J

j 42
J 42
jam 42
jet 42
juice 42
jump 53
jumprope 11

K

k 44
K 44
kangaroo 44
kite 44
kitten 44
knee 49

L

l 32
L 32
lamb 32
left 45
legs 43
lemon 32
let's 15
lion 32

M

m 34
M 34
man 34
many 19
monkey 34
moon 34
mouth 39
my 39

N

n 36
N 36
name 7
nest 36
net 13
nine 17
nose 41
notebook 36
nut 36

O

o 10
O 10
octopus 10
OK 15
old 21
omelet 10
one 15
orange 27
ostrich 10
ouch 49
out 51
oval 33

P

p 22
P 22
peach 22
pencil 22
picture 22
pig 23
pink 29
purple 29

Q

q 48
Q 48
queen 48
question 48
quilt 48

R

r 50
R 50
rabbit 50
radio 50
rectangle 31
red 27
right 45
rocket 50
run 53

S

s 38
S 38
sandwich 38
see you later 61
seesaw 38
seven 17
shape 31
shoulders 47
sing 55
six 17
skip 53
square 31
star 33
sun 38
swim 55

T

t 24
T 24
table 24
taxi 25
telephone 24
ten 17
thank you 37
these 41
they 23
they're 23
this 39
three 15
toes 47
top 13
touch 47
train 25
triangle 31
truck 25
turn around 51
TV 24
two 15

U

u 12
U 12
umbrella 12
umpire 12
uncle 12
up 51
upside-down 12

V

v 26
V 26
vest 26
video 26
violin 26

W

w 52
W 52
walk 53
water 52
watch 52
what 11
what's 7
white 29
woman 52

X

x 40
X 40
X ray 40

Y

y 54
Y 54
yak 54
yarn 54
yellow 27
yo-yo 54
you 9
you're welcome :
your 7

Z

z 28
Z 28
zebra 28
zero 28
zipper 28




LET'S GO

Let's Go Starter is the introductory level to the *Let's Go* series, a course for children beginning their studies of English. The Starter level presents the alphabet, basic phonics, and simple language structures to preschool and kindergarten children. Each two-page lesson focuses on a letter of the alphabet and an expression or dialogue, and uses songs and chants by Carolyn Graham. Classroom interaction in English is encouraged from the very beginning through a focus on question and answer forms, pairwork, and communicative games.

The Starter level consists of a **Student Book**, an interleaved **Teacher's Book**, a **Workbook**, and a **Cassette**. Additional components include a book of reproducible **Teacher-Made Picture Cards**, **Wall Charts**, an **Audio CD**, **Student Cards**, and full-sized **Teacher's Cards**. The **Student Book**, **Teacher's Book**, and **Wall Charts** are also available in picture editions.

OXFORD
UNIVERSITY PRESS



ISBN 978-0-19-435290-1



9 780194 352901



مرحبا بكم علي منصة مراجعة



COLLEGE.MOURAJAA.COM



NEWS.MOURAJAA.COM

